

# YEAR 9 CUSTOM WORKBOOK Order Form

School name\*

HOD name\*

School order No.

Email\*

Phone\*

School delivery address\*

Street/Road

Suburb

City

Postcode

**Workbook quantity:**

**Select your chosen worksheets below and email the completed form to: [info@lighthousegraphics.co.nz](mailto:info@lighthousegraphics.co.nz)**

## PRICING

Standard charge for each workbook covers: Front cover, index, padding with backing card and processing \$3.00.

Price per worksheet \$0.30. e.g. Customised workbook with 20 worksheets = \$9.00 (20 x \$0.30 + \$3.00)

## PLEASE NOTE:

10% discount offered for all single orders over \$1000.

Minimum of 15 workbooks per school at each level. Special orders for smaller schools – please phone or email for details.

## YEAR 9 WORKSHEETS (PLEASE TICK BOXES FOR CHOSEN WORKSHEETS)

### 1. FREEHAND DRAWING AND RENDERING


<p><b>1A - Lines and Geometric Shapes</b></p>	<p><b>1B - Cubes in oblique and isometric</b></p>	<p><b>1C - Cars in 2D, oblique and isometric</b></p>	<p><b>1D - Tonal scale using lines</b></p>
---	---	--	--

<p><b>1E - Soma cube using tonal scale</b></p>	<p><b>1F - Wooden boxes</b></p>
--	---------------------------------

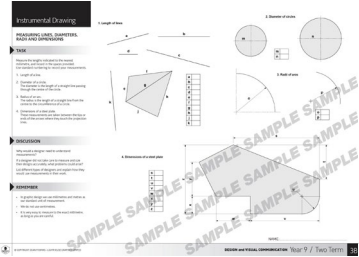
### 2. COLOUR THEORY AND RENDERING

<p><b>2A - The colour wheel</b></p>	<p><b>2B - Tonal scale (render 3D forms)</b></p>	<p><b>2C - Render 3D forms</b></p>	<p><b>2D - Render 3D objects (robots)</b></p>
-------------------------------------	--	------------------------------------	---


### 3. INSTRUMENTAL DRAWING - GEOMETRIC CONSTRUCTIONS




3A - Linework and printing




3B - Measuring and dimensions




3C - Set square patterns (30°/60° and 45° set squares)




3D - Set square patterns (45° set square)




3E - Set square patterns (30°/60° set square)




3F - Compass patterns



3G - Set square patterns (interlocking squares - 45° set square)

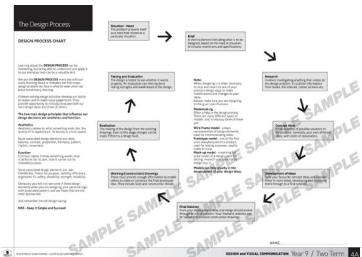


3H - Compass patterns (interlocking tracks)




3J - Compass patterns (logo)

### 4. THE DESIGN PROCESS - LOGO DESIGN



4A - Design process chart



4B - Typography



4C - Logo design brief (research)



4D - Logo design (concept ideas)



4E - Pattern design (research and concept ideas)

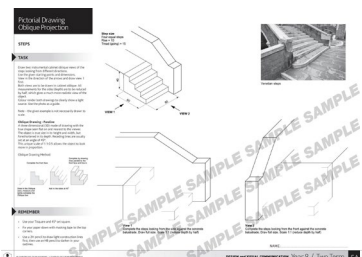


4F - Logo design (development of ideas)




4G - Logo design (final solution and evaluation)


### 5. PICTORIAL DRAWING - OBLIQUE PROJECTION




5A - Oblique steps



5B - Oblique matchbox and letterbox




5C - Oblique radio



5D - Oblique camera


## 6. PICTORIAL DRAWING - ISOMETRIC PROJECTION



## 7. PICTORIAL DRAWING - PERSPECTIVE



## 8. ORTHOGRAPHIC PROJECTION



## 9. SURFACE DEVELOPMENT

